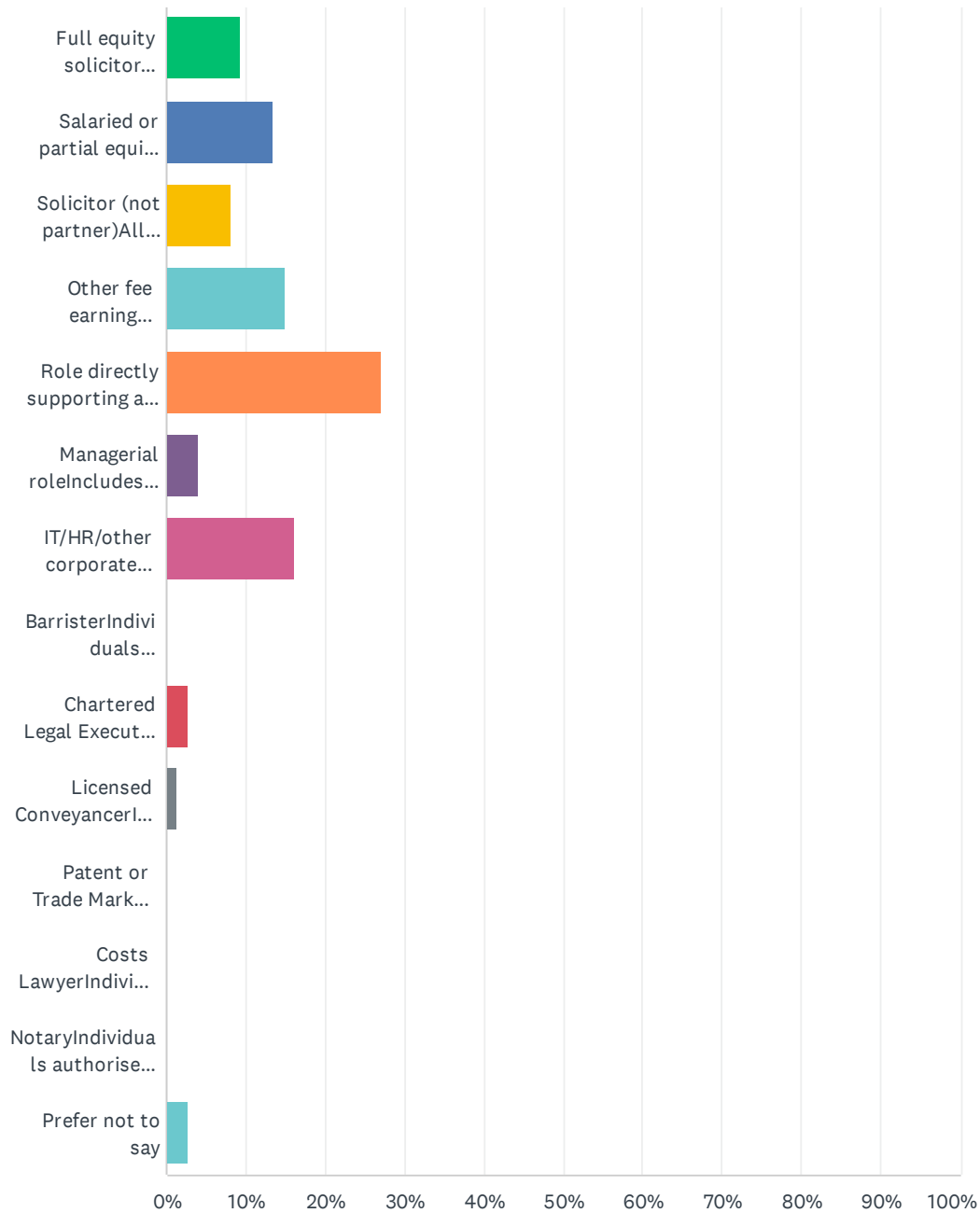


**Q1 Select one category which best describes your role in the firm.  
(Reference to solicitors includes Registered Foreign Lawyers).**

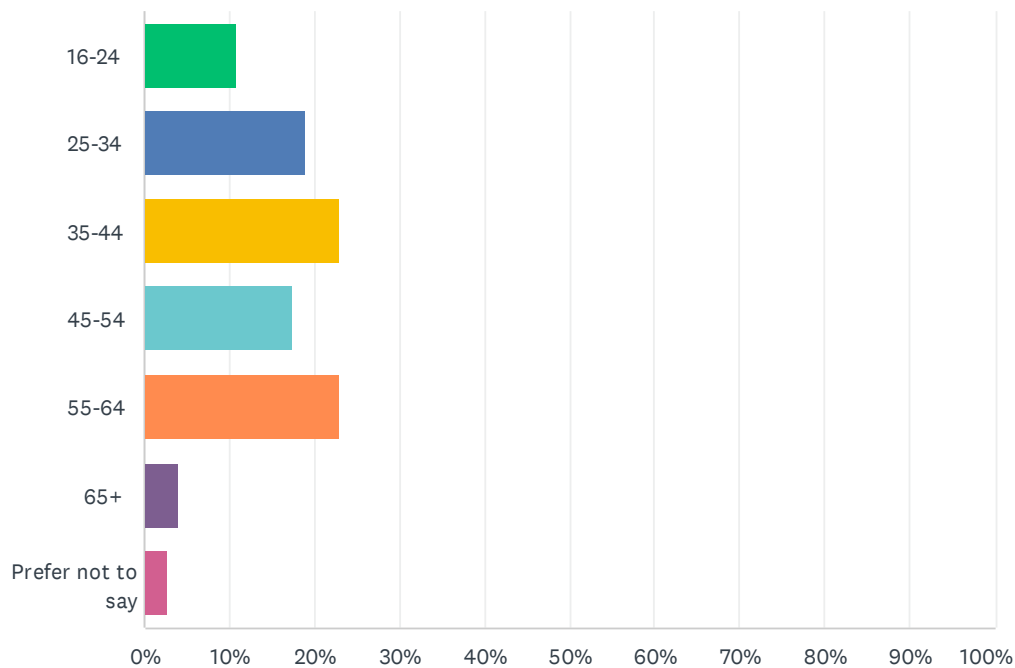
Answered: 74 Skipped: 0



ANSWER CHOICES	RESPONSES	
Full equity solicitor partnersPartners, members or directors who are not solicitors should be recorded in the 'Managerial role' category below.	9.46%	7
Salaried or partial equity solicitor partnersPartners, members or directors who are not solicitors should be recorded in the 'Managerial role' category below.	13.51%	10
Solicitor (not partner)All other practising solicitors including assistant solicitors, associates, or consultants.	8.11%	6
Other fee earning roleIncludes fee earners such as trainee solicitors, members of CILEx who are not Chartered Legal Executives (Fellows), or CILEx Practitioners and paralegals i.e. those who are not 'authorised persons'.	14.86%	11
Role directly supporting a fee earnerIncludes legal secretaries, administrators, legal assistants, or non-fee earning paralegals.	27.03%	20
Managerial roleIncludes non-lawyer managers, directors, or members and others such as practice managers, finance, or account managers etc.	4.05%	3
IT/HR/other corporate services roleNot an authorised person and not individuals in a managerial role - includes finance or accountancy roles.	16.22%	12
BarristerIndividuals authorised by the Bar Standards Board.	0.00%	0
Chartered Legal Executive (Fellow)/ CILEx PractitionerIndividuals authorised by CILEx Regulation.	2.70%	2
Licensed ConveyancerIndividuals authorised by the Council for Licensed Conveyancers.	1.35%	1
Patent or Trade Mark AttorneyIndividuals authorised by the Intellectual Property Regulation Board.	0.00%	0
Costs LawyerIndividuals authorised by the Costs Lawyer Standards Board.	0.00%	0
NotaryIndividuals authorised by the Master of the Faculties.	0.00%	0
Prefer not to say	2.70%	2
Total Respondents: 74		

## Q2 Which age category are you in?

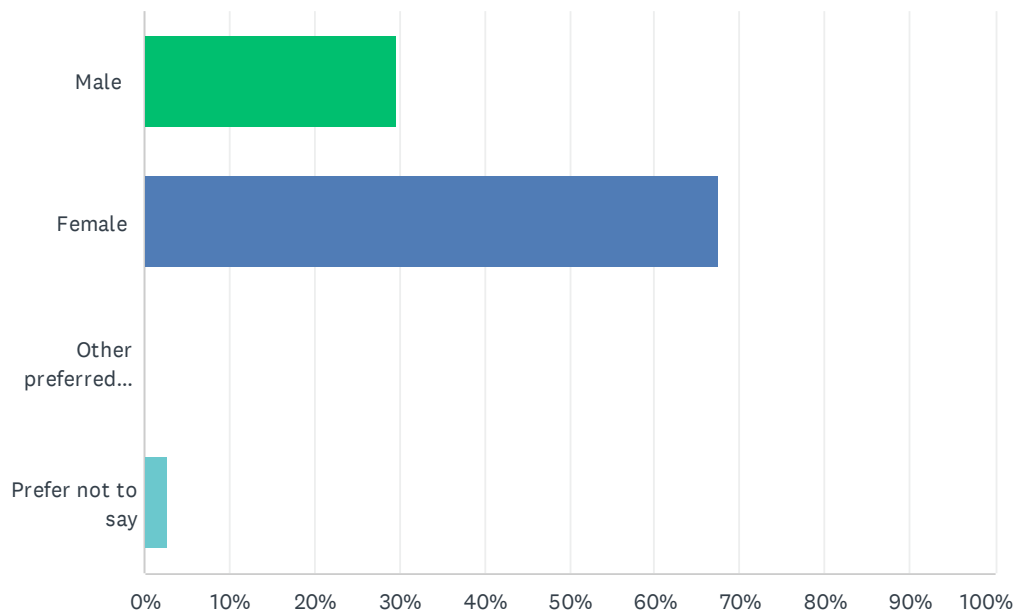
Answered: 74 Skipped: 0



ANSWER CHOICES	RESPONSES	
16-24	10.81%	8
25-34	18.92%	14
35-44	22.97%	17
45-54	17.57%	13
55-64	22.97%	17
65+	4.05%	3
Prefer not to say	2.70%	2
Total Respondents: 74		

### Q3 What is your sex?

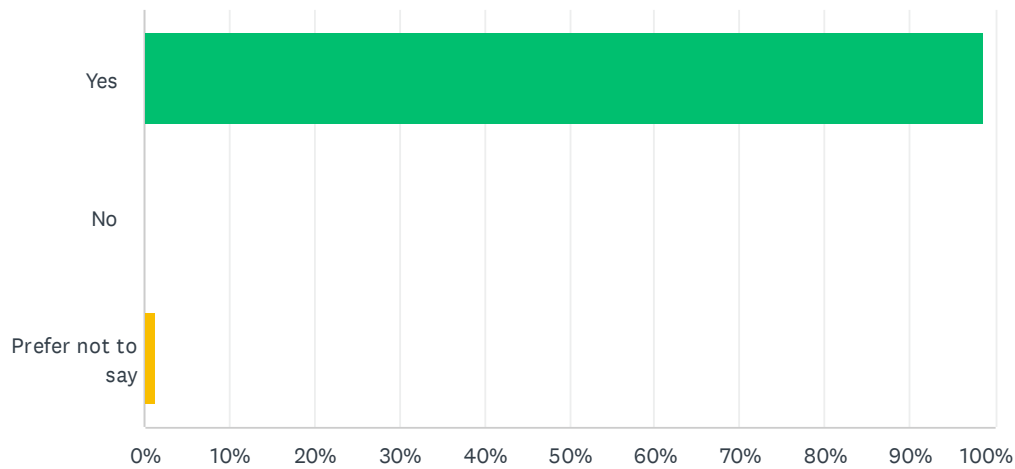
Answered: 74 Skipped: 0



ANSWER CHOICES	RESPONSES	
Male	29.73%	22
Female	67.57%	50
Other preferred description	0.00%	0
Prefer not to say	2.70%	2
Total Respondents: 74		

## Q4 Is the gender you identify with the same as your sex registered at birth?

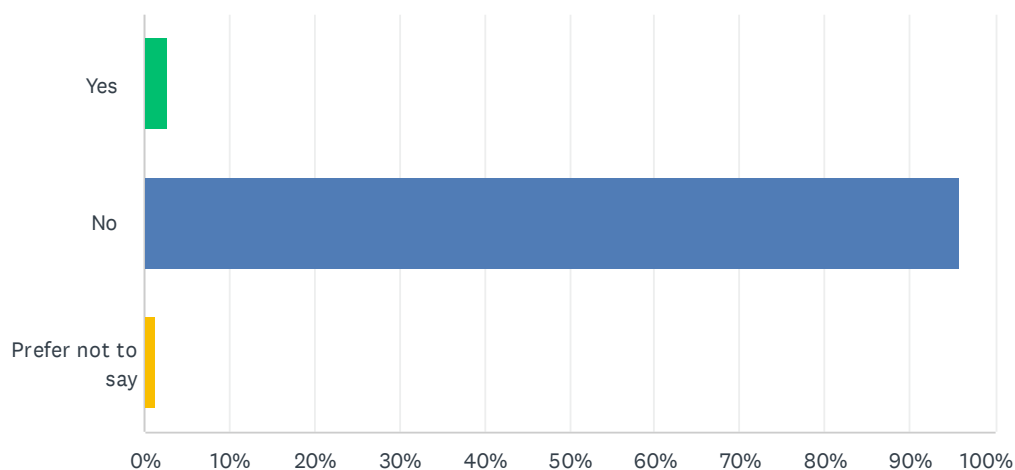
Answered: 74 Skipped: 0



ANSWER CHOICES	RESPONSES	
Yes	98.65%	73
No	0.00%	0
Prefer not to say	1.35%	1
Total Respondents: 74		

**Q5 Do you consider yourself to have a disability according to the definition in the Equality Act 2010? The Equality Act defines a disabled person as someone who has a mental or physical impairment that has a substantial and long-term adverse effect on the person's ability to carry out normal day-to-day activities. If you have a condition which fits the Equality Act definition, please tick 'Yes' even if you are not limited by your condition.**

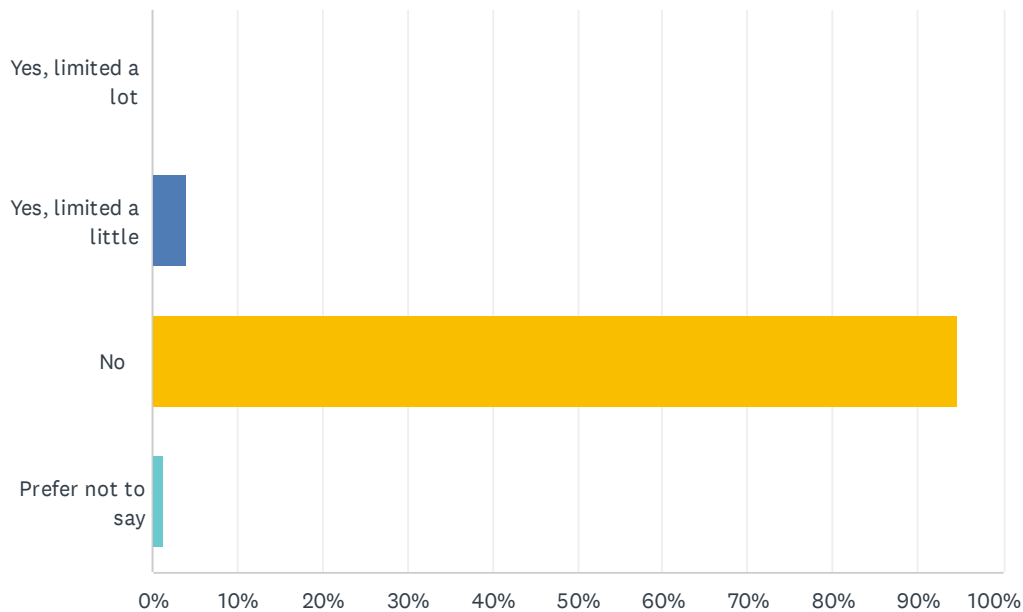
Answered: 74 Skipped: 0



ANSWER CHOICES	RESPONSES	
Yes	2.70%	2
No	95.95%	71
Prefer not to say	1.35%	1
Total Respondents: 74		

## Q6 Are your day-to-day activities limited because of a health problem or disability which has lasted, or is expected to last, at least 12 months?

Answered: 74 Skipped: 0

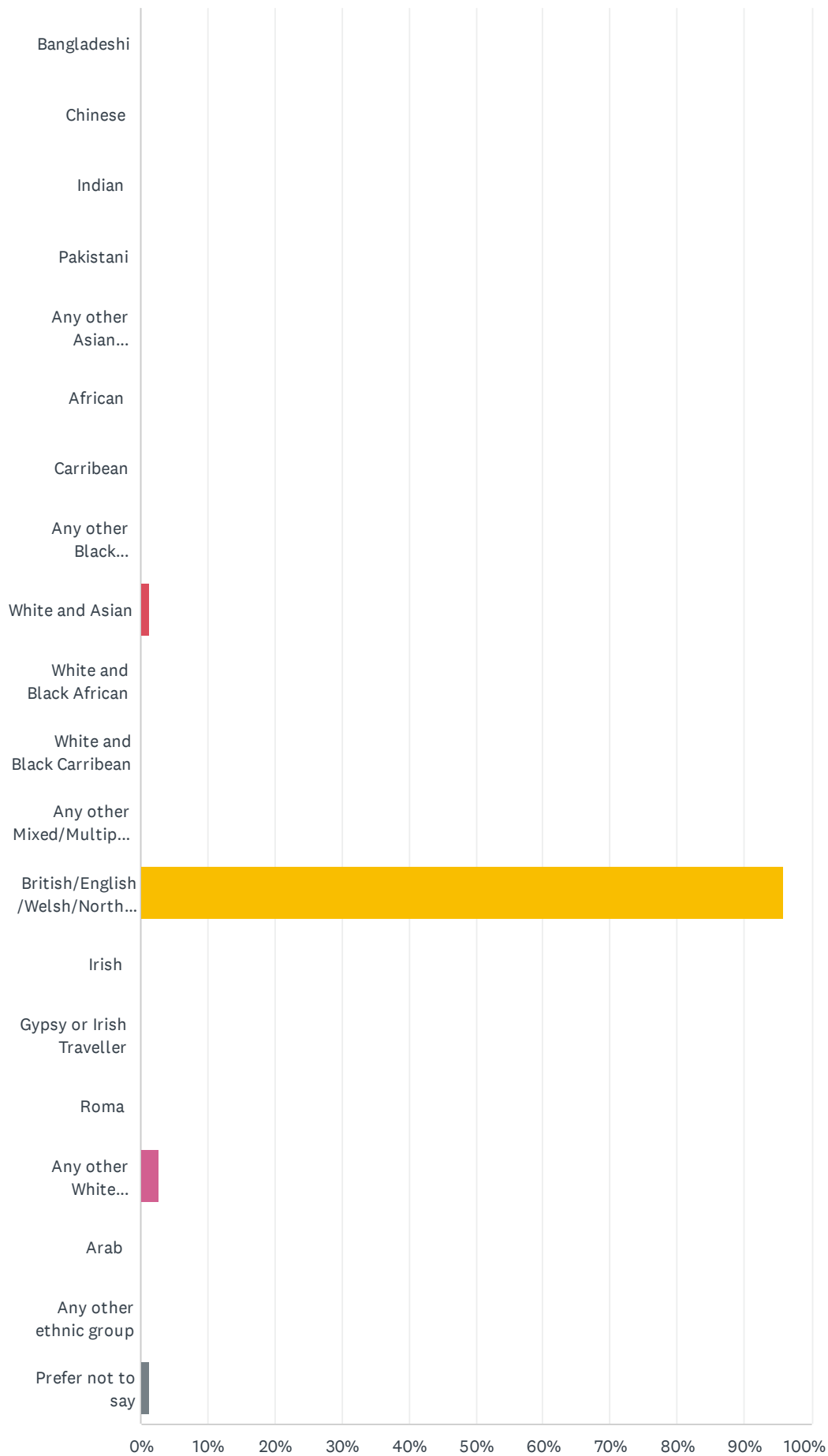


ANSWER CHOICES	RESPONSES	
Yes, limited a lot	0.00%	0
Yes, limited a little	4.05%	3
No	94.59%	70
Prefer not to say	1.35%	1
Total Respondents: 74		

**Q7 What is your ethnic group?**Categories: Asian/Asian British, Black/Black British, Mixed/Multiple ethnic groups, White and Other

Answered: 74   Skipped: 0

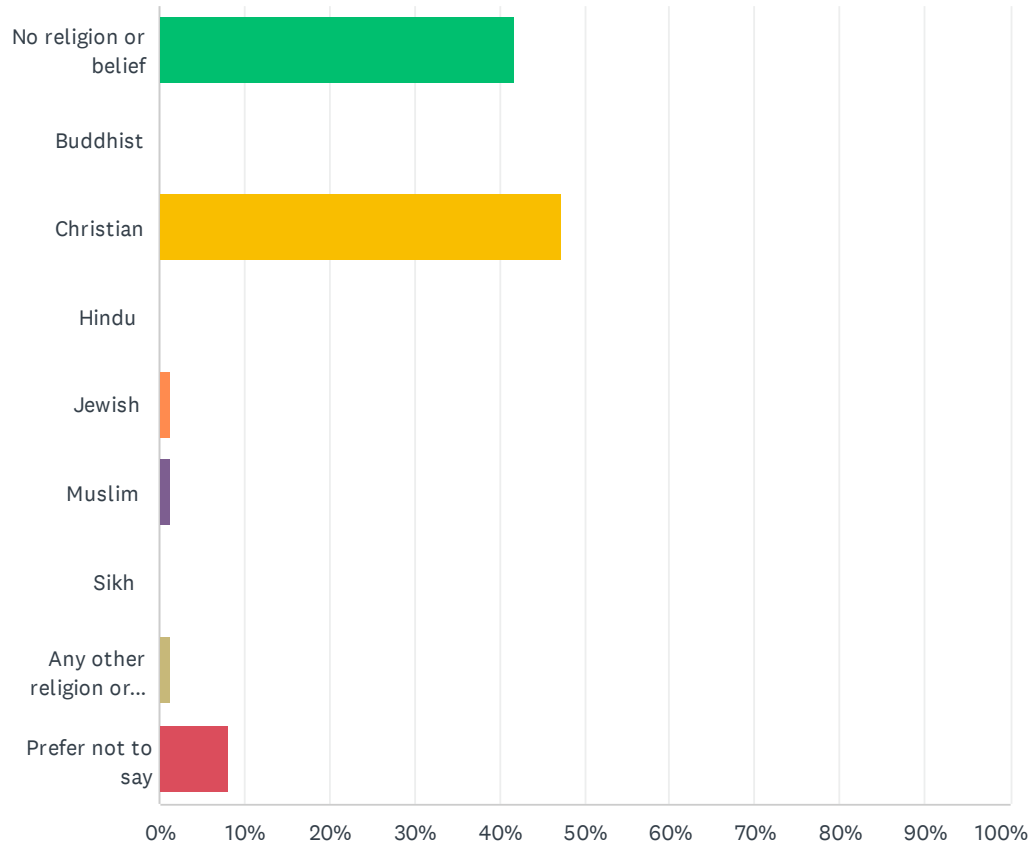




ANSWER CHOICES	RESPONSES	
Bangladeshi	0.00%	0
Chinese	0.00%	0
Indian	0.00%	0
Pakistani	0.00%	0
Any other Asian Background	0.00%	0
African	0.00%	0
Caribbean	0.00%	0
Any other Black background	0.00%	0
White and Asian	1.35%	1
White and Black African	0.00%	0
White and Black Caribbean	0.00%	0
Any other Mixed/Multiple ethnic background	0.00%	0
British/English/Welsh/Northern Irish/Scottish	95.95%	71
Irish	0.00%	0
Gypsy or Irish Traveller	0.00%	0
Roma	0.00%	0
Any other White Background	2.70%	2
Arab	0.00%	0
Any other ethnic group	0.00%	0
Prefer not to say	1.35%	1
Total Respondents: 74		

## Q8 What is your religion or belief?

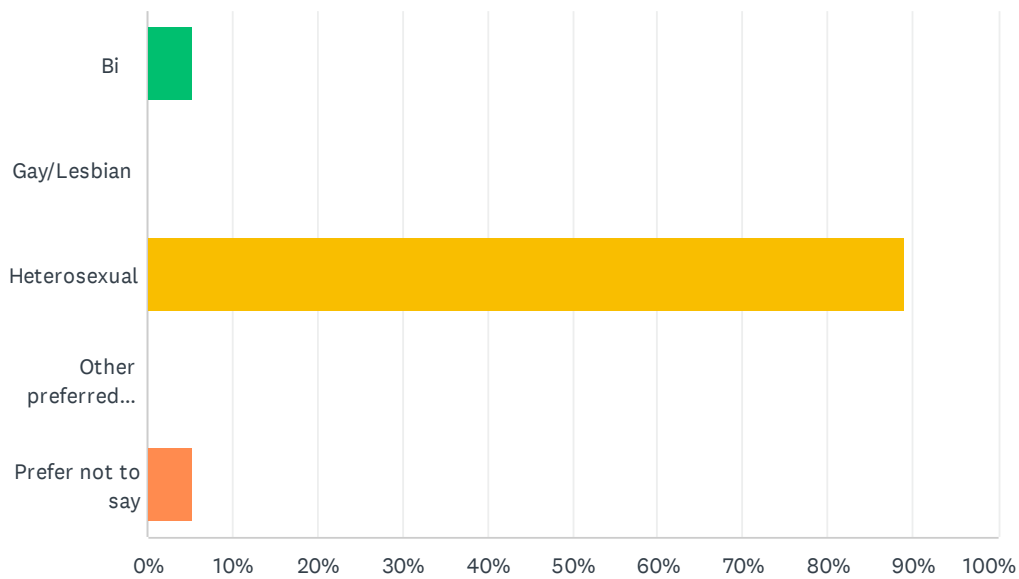
Answered: 74 Skipped: 0



ANSWER CHOICES	RESPONSES	
No religion or belief	41.89%	31
Buddhist	0.00%	0
Christian	47.30%	35
Hindu	0.00%	0
Jewish	1.35%	1
Muslim	1.35%	1
Sikh	0.00%	0
Any other religion or belief	1.35%	1
Prefer not to say	8.11%	6
Total Respondents: 74		

## Q9 What is your sexual orientation?

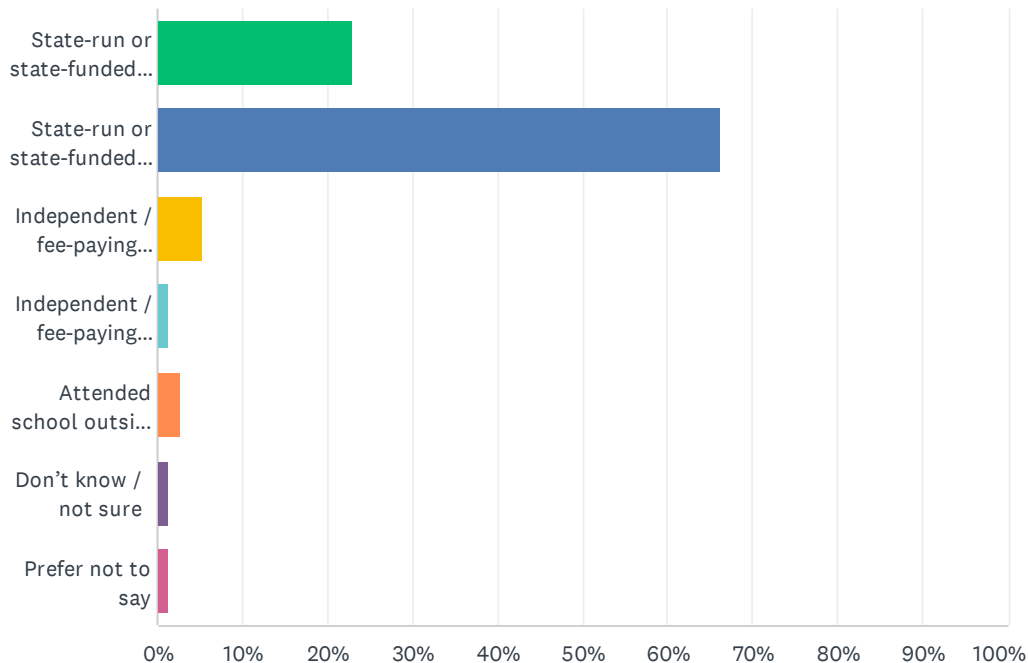
Answered: 74 Skipped: 0



ANSWER CHOICES	RESPONSES	
Bi	5.41%	4
Gay/Lesbian	0.00%	0
Heterosexual	89.19%	66
Other preferred description	0.00%	0
Prefer not to say	5.41%	4
Total Respondents: 74		

**Q10 Which type of school did you attend for the most time between the ages of 11 and 16? If you changed schools, please base your answer on the last two years of your education.**

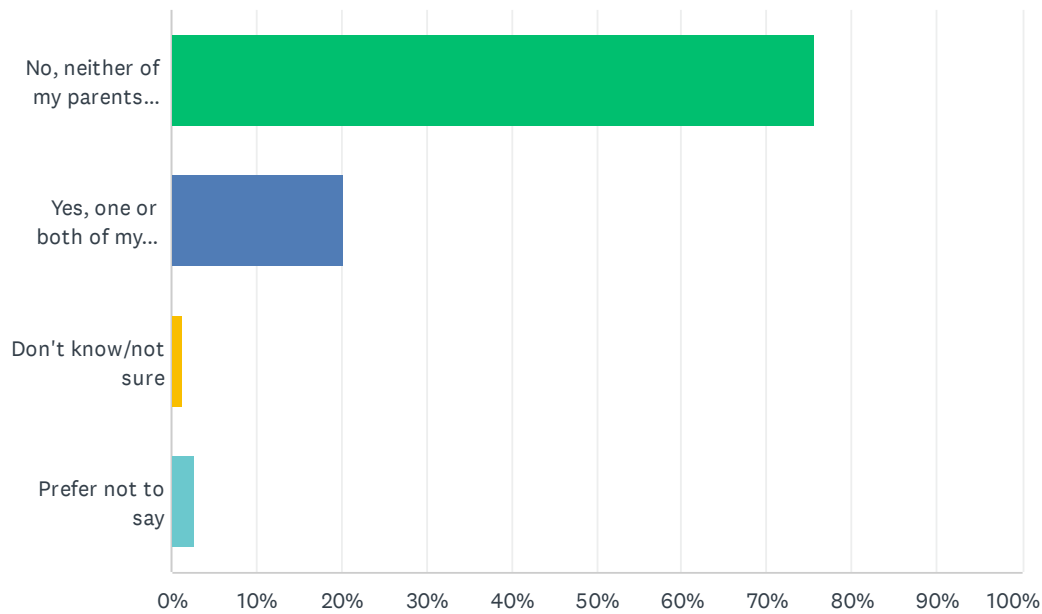
Answered: 74 Skipped: 0



ANSWER CHOICES	RESPONSES	
State-run or state-funded school (selective on academic, faith or other grounds)	22.97%	17
State-run or state-funded school (non-selective)	66.22%	49
Independent / fee-paying school where I received no bursary or a bursary covering less than 90% of my tuition	5.41%	4
Independent / fee-paying school where I received a bursary covering 90% or more of my tuition	1.35%	1
Attended school outside the UK	2.70%	2
Don't know / not sure	1.35%	1
Prefer not to say	1.35%	1
Total Respondents: 74		

## Q11 Did either of your parents attend university and gain a degree (eg BA/BSc or equivalent) by the time you were 18?

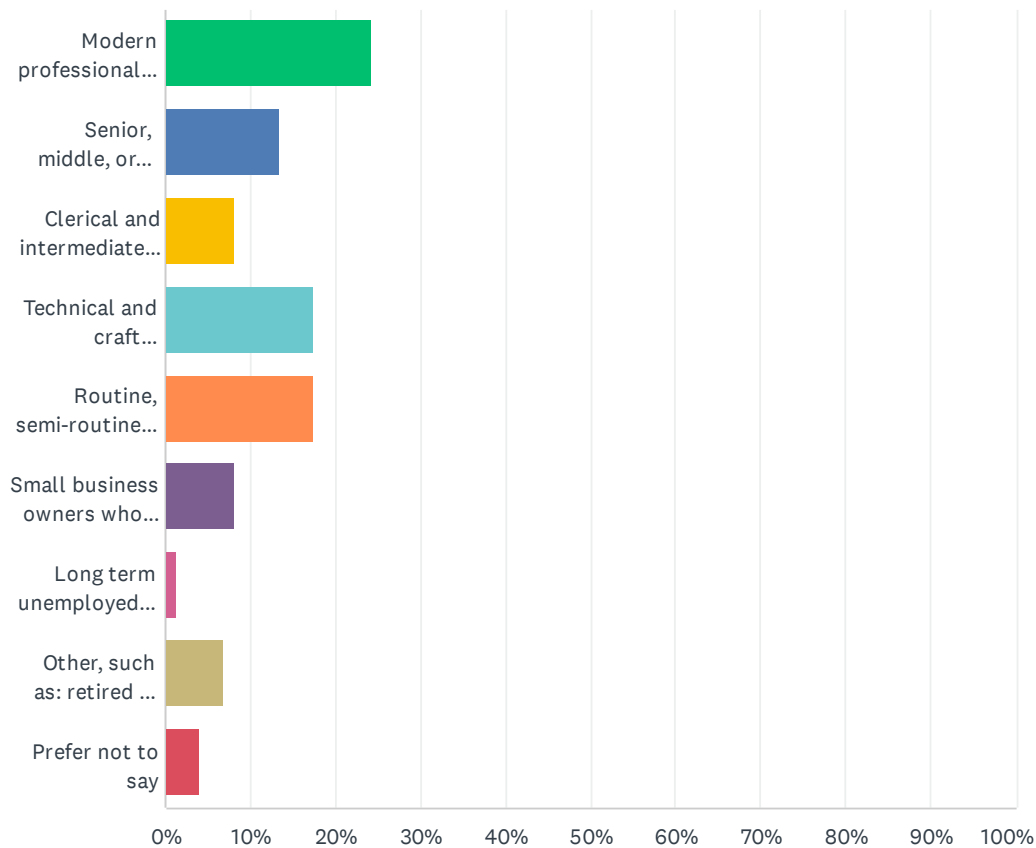
Answered: 74 Skipped: 0



ANSWER CHOICES	RESPONSES	
No, neither of my parents attended university	75.68%	56
Yes, one or both of my parents attended university	20.27%	15
Don't know/not sure	1.35%	1
Prefer not to say	2.70%	2
Total Respondents: 74		

## Q12 What was the occupation of your main household earner when you were about 14?

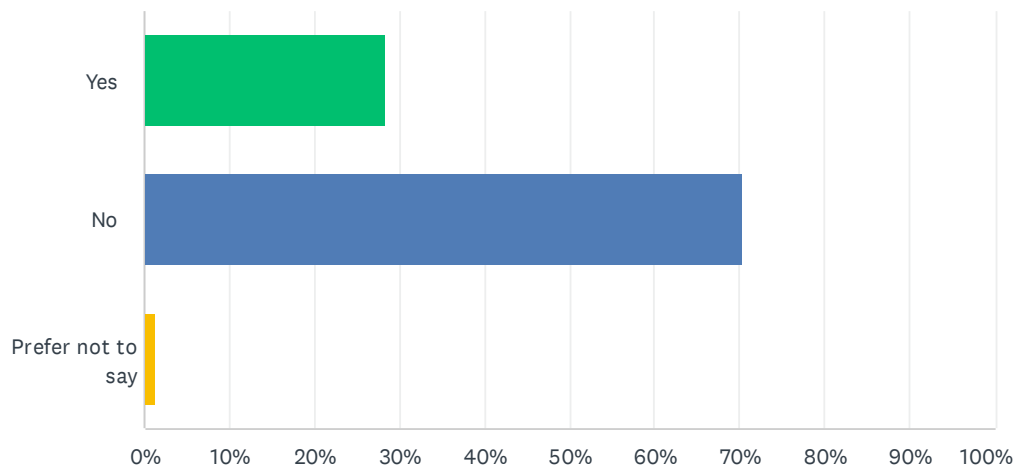
Answered: 74 Skipped: 0



ANSWER CHOICES	RESPONSES	
Modern professional and traditional professional occupations such as: teacher, nurse, physiotherapist, social worker, musician, police officer (sergeant or above), software designer, accountant, solicitor, medical practitioner, scientist, civil/mechanical engineer.	24.32%	18
Senior, middle, or junior managers or administrators such as: finance manager, chief executive, large business owner, office manager, retail manager, bank manager, restaurant manager, warehouse manager.	13.51%	10
Clerical and intermediate occupations such as: secretary, personal assistant, call centre agent, clerical worker, nursery nurse.	8.11%	6
Technical and craft occupations such as: motor mechanic, plumber, printer, electrician, gardener, train driver.	17.57%	13
Routine, semi-routine, manual, and service occupations such as: postal worker, machine operative, security guard, caretaker, farm worker, catering assistant, sales assistant, HGV driver, cleaner, porter, packer, labourer, waiter/waitress, bar staff.	17.57%	13
Small business owners who employed less than 25 people such as: corner shop owners, small plumbing companies, retail shop owner, single restaurant or cafe owner, taxi owner, garage owner.	8.11%	6
Long term unemployed (claimed Jobseeker's Allowance or earlier unemployment benefit for more than a year)	1.35%	1
Other, such as: retired / this question does not apply to me / I don't know	6.76%	5
Prefer not to say	4.05%	3
Total Respondents: 74		

## Q13 Are you a primary carer for a child or children under 18?

Answered: 74 Skipped: 0

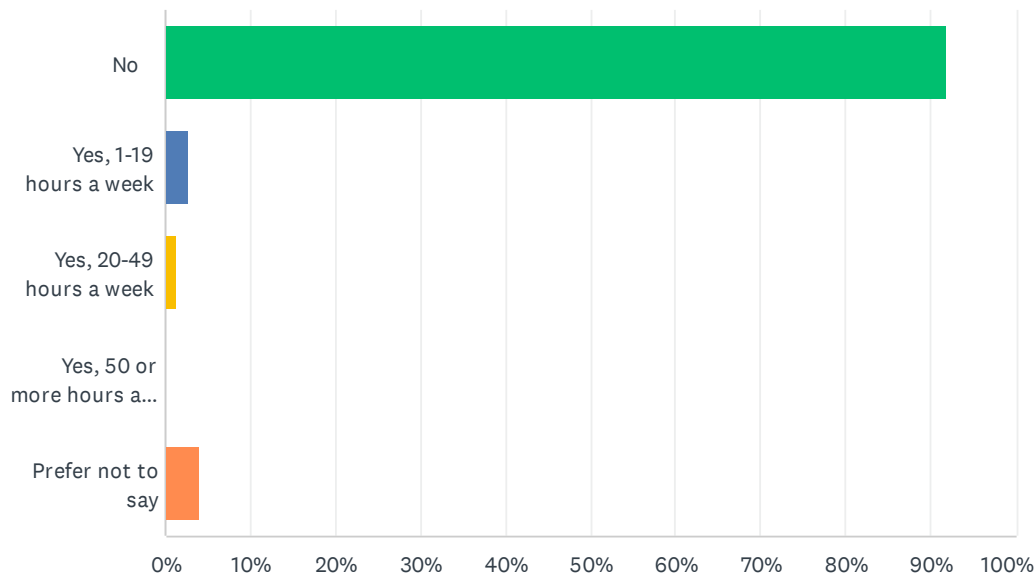


ANSWER CHOICES	RESPONSES	
Yes	28.38%	21
No	70.27%	52
Prefer not to say	1.35%	1
Total Respondents: 74		



## Q14 Do you look after or care for someone with long-term physical or mental ill health caused by disability or age (not in a paid capacity)?

Answered: 74 Skipped: 0



ANSWER CHOICES	RESPONSES	
No	91.89%	68
Yes, 1-19 hours a week	2.70%	2
Yes, 20-49 hours a week	1.35%	1
Yes, 50 or more hours a week	0.00%	0
Prefer not to say	4.05%	3
Total Respondents: 74		